SRI RAMACHANDRA UNIVERSITY

Feedback analysis of Faculty Development Program conducted at SRU from 2013 to 2016

Basic Course Workshop and ATCOM

Dr Padma Srikanth, Dr Latha Ravichandran Dr P V Vijayaraghavan

12/20/2016

MEDICAL EDUCATION UNIT, SRU

The document presents an analysis (using graphs and tables) of the feedback of participants who attended the basic course workshop conducted at SRU, recognized by MCI as the NODAL CENTRE for conduct of FDP from 2013 to 2016. There are three sections to the analysis: section A1 represents the overall feedback, A2 daily session feedback, A3 workshop feedback, Section B MCI Feedback form and section C feedback of ATCOM

SRMC & RI – Revised BCW workshop

Section A1: Overall feedback

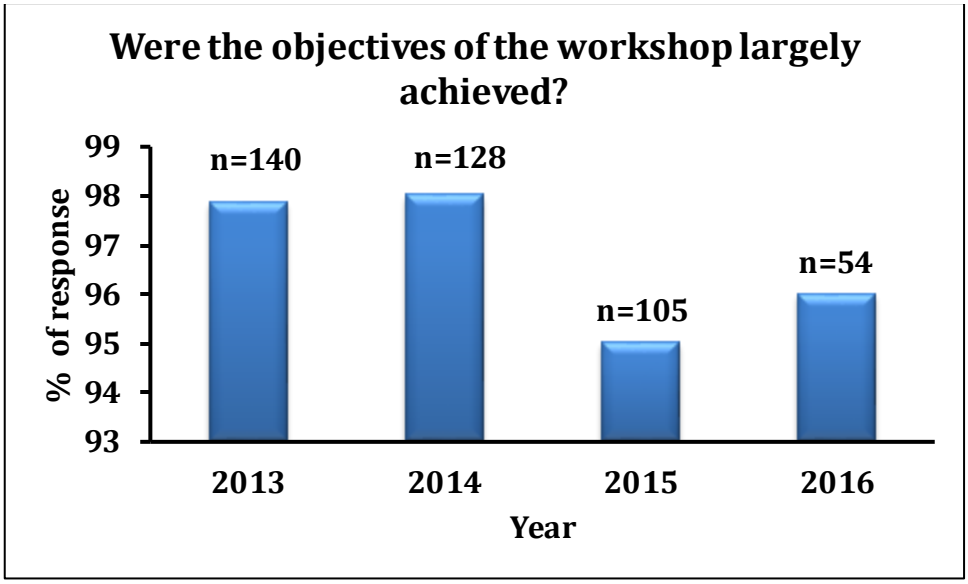

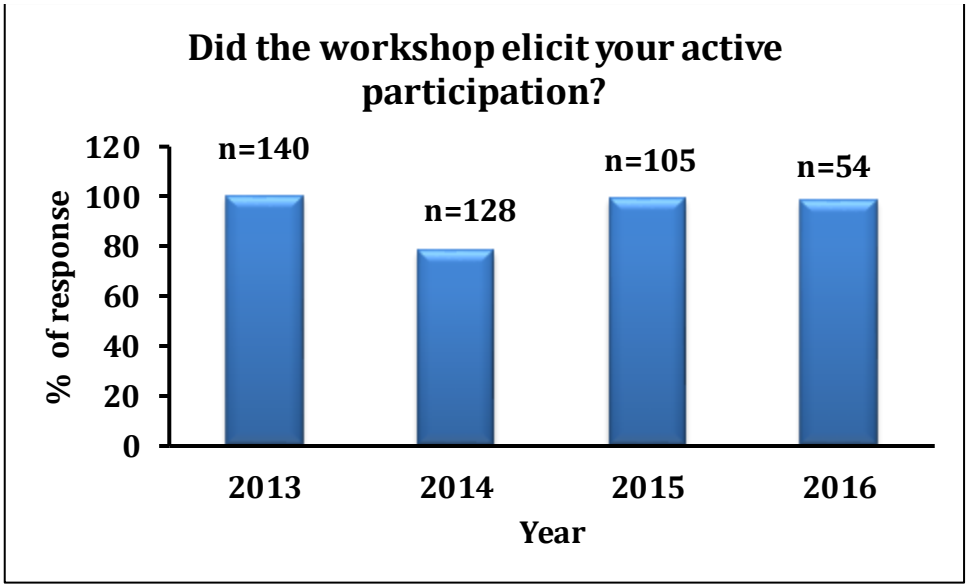

Do you find workshop useful for your professional activities?
100
99
98
97
96
95
94
% of response
n=140
n=128
n=105
n=54
2013
2014
2015
2016
Year

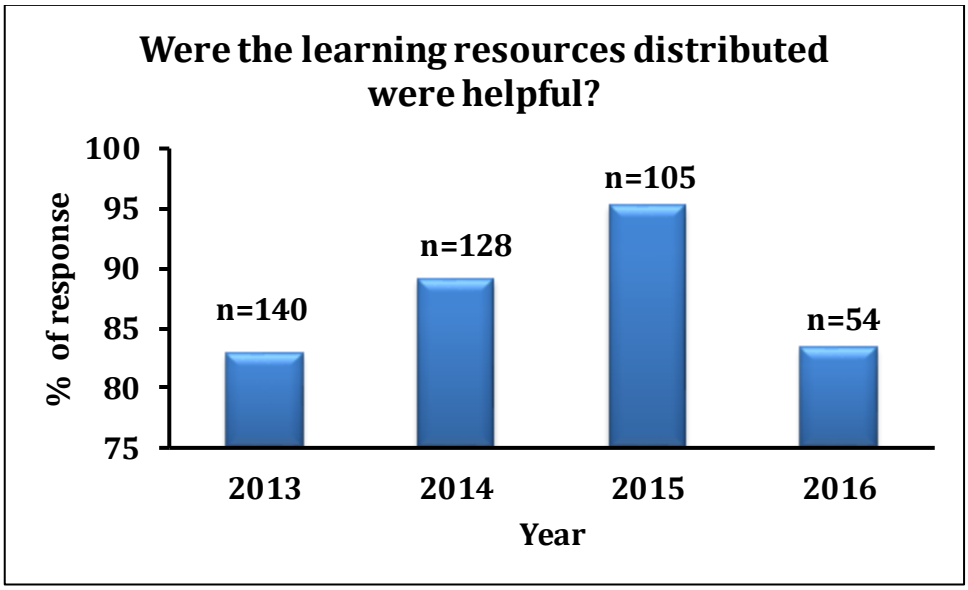
Were the learning resources distributed were helpful?
100
95
90
85
80
75
% of response
n=140
n=128
n=105
n=54
2013
2014
2015
2016
Year

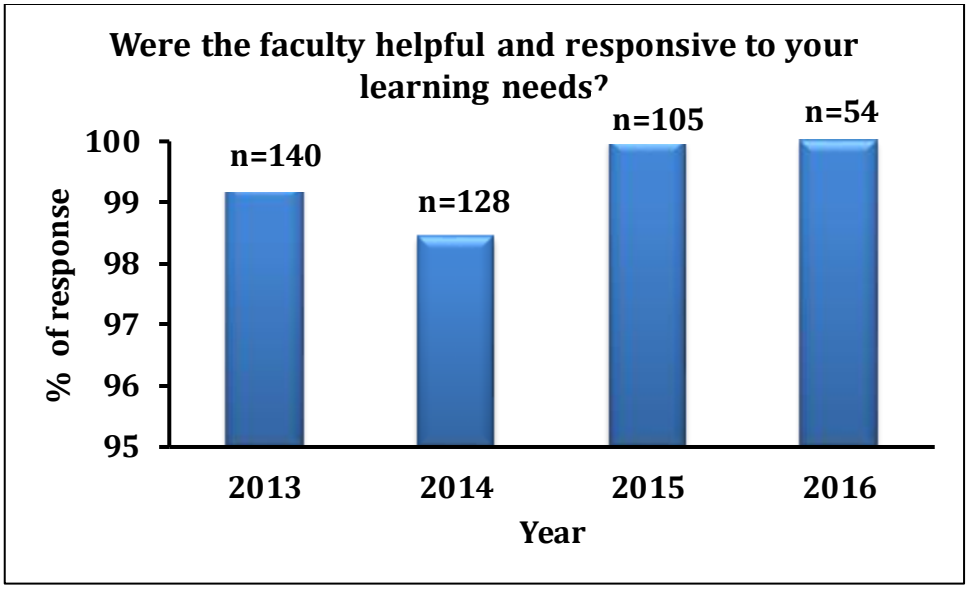

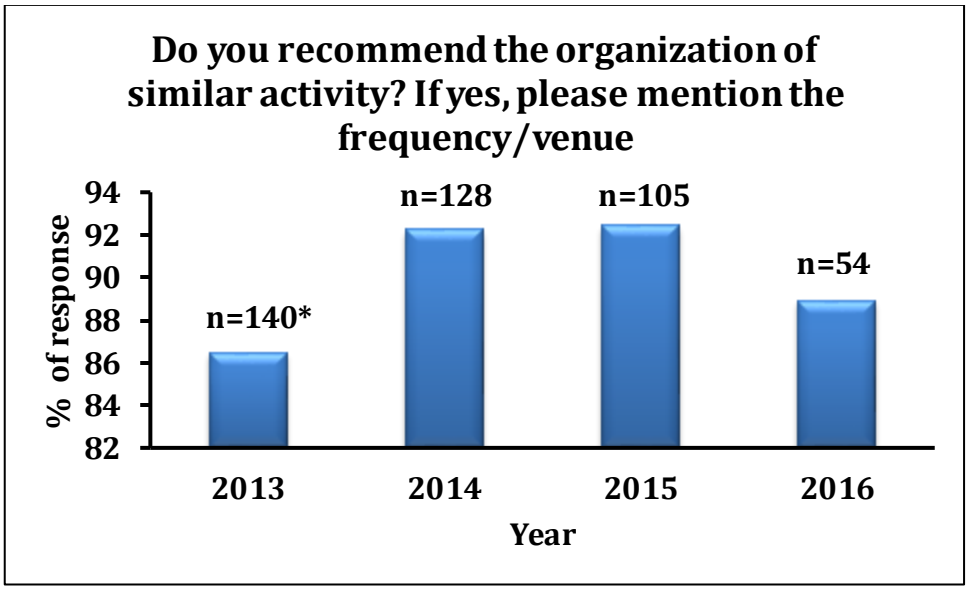

*Total number of programs were conducted during the period of 2013 were less though the number of participants were more.

FACULTY DEVELOPMENT WORKSHOP EVALUATION (SRMC FORM)

Section A2: Daily Session feedback

Table 1: Daily course evaluation for 2016 (January-July)

Parameters	Sessions (%)																				
	S1	S2	S3	S4	S5	S6	S7	S8	S9	S10	S11	S12	S13	S14	S15	S16	S17	S18	S19	S20	S21
OB1	98	96.5	100	100	98	98	98	98	100	100	100	98	100	98	100	100	100	100	100	98	100
OB2	92	96	92	92	96	92	100	96	100	100	100	100	100	96	100	100	100	100	100	96	100
OB3	100	96.5	100	98	100	98	98	100	100	100	100	100	100	100	100	100	100	100	100	100	100
OB4	100	98	100	98	100	98	98	98	100	100	100	98	100	98	100	100	100	100	100	100	100
OB5	100	98	100	98	100	100	100	100	100	100	100	98	98	96	100	100	100	100	100	100	100

Table 2: Daily course evaluation for 2015 (September-November)

Parameters	Sessions (%)																			
	S1	**S2**	**S3**	**S4**	**S5**	**S6**	**S7**	**S8**	**S9**	**S10**	**S11**	**S12**	**S13**	**S14**	**S15**	**S16**	**S17**	**S18**	**S19**	**S20**	**S21**
OB1	98.7	100	100	98.7	100	100	100	97.3	100	100	98.7	100	100	100	100	100	98.7	98.7	100	98.7	100
OB2	98.7	100	100	98.7	98.7	100	100	96.0	100	100	98.7	100	100	100	100	98.7	100	100	100	98.7	100
OB3	98.7	100	100	100	98.7	100	100	96.0	100	98.7	98.7	100	100	100	100	100	100	100	100	100	100
OB4	100	100	98.7	98.7	98.7	100	100	98.7	100	100	98.7	100	100	100	100	100	100	100	100	98.7	100
OB5	100	100	98.7	98.7	98.7	100	100	98.7	100	100	98.7	100	100	100	100	100	100	100	100	100	100

Parameters	**Sessions**			
OB1: The objective of the sessions were met OB2: The content was tailored and met OB3: The presentation was clear and informative OB4: The program provoked my interest OB5: I am encouraged to use what I learnt in this program	S1: Introduction ice breaking and group dynamics S2: System's approach adult learning, learning process S3: Goals, roles and competencies: CBME S4: Goals, roles and competencies: IMG S5: Learning domains and progression of learning	S6: Objectives writing, developing learning assessment S7: Workshop on writing objectives S8: Introduction to assessment S9: Teaching method for objectives and competencies – Workshop S10: Interactive teaching methods large and small groups and appropriate use of media	S11: Writing a lesson plan S12: Assessment planning and quality assurance, writing the correct essay and short answer questions and MCQ S13: Internal assessment and formative assessment S14: ATCOM module: reflection and narrative S15: Competency objectives and learning workshop - choosing the right assignment	S16: Effective clinical and practical skill teaching S17: Assessment of clinical and practical skills S18: Assessment of clinical skills continued S19: Improving SDL through technology S20: Feedback S21: Educational networking for growth

Table 3: Daily course evaluation for 2015 (January-April)

Parameters	Sessions (%)													
	S1	S2	S3	S4	S5	S6	S7	S8	S9	S10	S11	S12	S13	S14
OB1	98	85	100	100	98	100	100	98	100	100	100	94	100	97.5
OB2	91	83	93.5	100	98	100	100	100	100	100	100	96	100	100
OB3	100	87.5	95.5	98	100	100	96.5	100	100	100	100	97.5	100	100
OB4	100	85	95.5	97.5	100	100	96.5	100	100	100	100	98	100	100
OB5	100	88	97.5	48	100	100	100	98	100	100	100	98	100	100

Parameters	Sessions		
OB1: The objective of the sessions were met	S1: Introduction to group dynamics	S6: Curriculum development and quality assurance in medical education	S11: Interactive teaching learning methods
OB2: The content was tailored and met	S2: System's approach adult learning, learning process	S7: Principles of assessment	S12: E-learning
OB3: The presentation was clear and informative	S3: Taxonomy of learning educational objective I	S8: Assessment of knowledge	S13: Good teaching practice
OB4: The program provoked my interest	S4: Taxonomy of learning educational objective II	S9: Skills of effective feedback	S14: Skill development and assessment clinical and practical skills
OB5: I am encouraged to use what I learnt in this program	S5: Microteaching and media	S10: Internal assessment and principles and application	

Table 4: Daily course evaluation for 2014 (January-July)

Parameters	Sessions (%)											
	S1	**S2**	**S3**	**S4**	**S5**	**S6**	**S7**	**S8**	**S9**	**S10**	**S11**	**S12**
OB1	99	97	99	97.75	100	100	96.5	100	99	98.75	100	100
OB2	94.25	95.5	95.25	96.75	98	96.5	96.5	100	99	100	100	100
OB3	97	93.25	99	97.75	97.75	97.75	96.75	98.75	100	96.75	98.75	100
OB4	99	96.5	98	97.75	99	98.75	97.75	98.75	98	98.75	96.75	99
OB5	100	97.75	98	99	99	98.5	98.75	97.75	100	98.75	98.75	100

Parameters	Sessions		
OB1: The objective of the sessions were met OB2: The content was tailored and met OB3: The presentation was clear and informative OB4: The program provoked my interest OB5: I am encouraged to use what I learnt in this program	S1: Introduction to group dynamics S2: System's approach adult learning, learning process S3: Taxonomy of learning educational objectives S4: Introduction to microteaching S5: Introduction to curriculum	S6: Interactive teaching learning methods, large and small groups and clinical/ bedside teaching S7: Appropriate use of media S8: Curricular innovations foundation course early clinical exposure integrated learning skill development Assessment of knowledge S9: Principles of assessment S10: Importance and skills of giving effective feedback	S11:Assessment of knowledge S12: Assessment of clinical and practical skills

Table 5: Daily course evaluation for 2014 (October)

Parameters	Sessions (%)														
	S1	**S2**	**S3**	**S4**	**S5**	**S6**	**S7**	**S8**	**S9**	**S10**	**S11**	**S12**	**S13**	**S14**	**S15**
OB1	100	96	96	100	100	100	100	100	100	100	100	100	100	100	100
OB2	100	96	96	100	96	100	100	92	100	100	100	100	100	100	100
OB3	100	96	100	100	100	100	92	92	100	100	100	100	100	96	100
OB4	100	96	100	100	100	100	92	92	100	100	100	100	96	96	100
OB5	100	100	100	100	100	100	92	92	100	100	100	100	100	100	100

Parameters	Sessions		
OB1: The objective of the sessions were met OB2: The content was tailored and met OB3: The presentation was clear and informative OB4: The program provoked my interest OB5: I am encouraged to use what I learnt in this program	S1: Introduction to group dynamics S2: System's approach adult learning, learning process S3: Taxonomy of learning educational objective I S4: Taxonomy of learning educational objective II S5: Microteaching and media	S6: Curriculum development and quality assurance in medical education S7: Principles of assessment S8: Assessment of knowledge S9: Open house S10: Skills of effective feedback S11: Internal assessment and principles and application	S12: Interactive teaching learning methods S13: E-learning S14: Good teaching practice S15: Skill development and assessment clinical and practical skills

Table 6: Daily course evaluation for 2013 (July-October)

Parameters	Sessions (%)											
	S1	**S2**	**S3**	**S4**	**S5**	**S6**	**S7**	**S8**	**S9**	**S10**	**S11**	**S12**
OB1	92.5	100	100	91	97	100	97	97	97	98.5	98.5	100
OB2	95.5	100	95.5	88	98.5	100	97.5	97	95.5	98.5	98.5	98.5
OB3	98.5	100	97	88	98.5	98.5	98.5	91.5	97	98.5	97	100
OB4	95.5	98.5	98.5	88	94	100	97	98.5	94	100	97	97
OB5	97	97	95	94	100	100	98.5	98.5	97	100	97	98.5

Parameters	Sessions		
OB1: The objective of the sessions were met OB2: The content was tailored and met OB3: The presentation was clear and informative OB4: The program provoked my interest OB5: I am encouraged to use what I learnt in this program	S1: Introduction to group dynamics S2: System's approach adult learning, learning process S3: Taxonomy of learning educational objectives S4: Introduction to curriculum S5: Interactive teaching learning methods, large and small groups and clinical/ bedside teaching	S6: Appropriate use of media S7: Curricular innovations foundation course early clinical exposure integrated learning skill development S8: Microteaching S9: Principles of assessment S10: Importance and skills of giving effective feedback	S11:Assessment of knowledge S12: Assessment of clinical and practical skills

Section A3: Workshop Feedbacks (2013-2016)

Strengths and limitations of the workshops for 2013

Strengths	Limitations
Programme plan is excellent, like a flow chart	Tightly packed schedules
Knowledge about basic teaching and learning methods	Course material limited
Orientation regarding the medical education & imparting various technologies	Practical demonstration for microteaching is needed
Team work of the staff	Small group demonstration
Word of appreciation from the faculty just to encourage the participants	Can be conducted over 4 days

Strengths and limitations of the workshopsfor 2014

Strengths	Limitations
Improved the teaching technique and assessment methods	Time duration was not satisfied it was like a crash course
Highly interactive sessions	PPT used by speaker shall be distributed to participants
Excellent presentation, interesting session, interactive session and well organized	Few sessions were more theoretical
Clear view of forming objectives, preparation of curriculum feedback and microteaching	Can increase the number of days to 4 & allot more time for practical session
All sessions were very relevant and discussion was encouraged	There is a need for a fellowship programme which can be started in SRMC so that medical faculty from Chennai and around can undergo the same

Strengths and limitations of the workshops for 2015

Strengths	Limitations
Excellent speakers and materials	The reading materials given were adequate but some more can be given
Experienced teaching, short workshop encourages individual participation increases understanding	Tightly packed schedules
Hands on training interactive demonstrative of small g and large group session	Seating arrangements were not comfortable
Good content, delivery and stimulate participation	Exhaustive each session to be restric 40-45 minutes
Good organization and timely presentation	Most of the lectures / sessions are too long which can be trimmed

Strengths and limitations of the workshops for 2016

Strengths	Limitations
Dedicated faculty and clarity of explanation by the faculty	Tight schedule
The activity was well planned and interactive	10 minutes break to be introduced between each session
Interactive sessions and workshop which were thought provoking	Should be more interactive for the sessions LAQ, SAQ and MCQ
Group interactions and group activity with members from various specialties	Give limitations for group discussions & team work
Well organized	Few contents were lacking

Section B: MCI Feedback

1. **BCW-Jan 2013-Retrospective- Pre evaluation: importance**

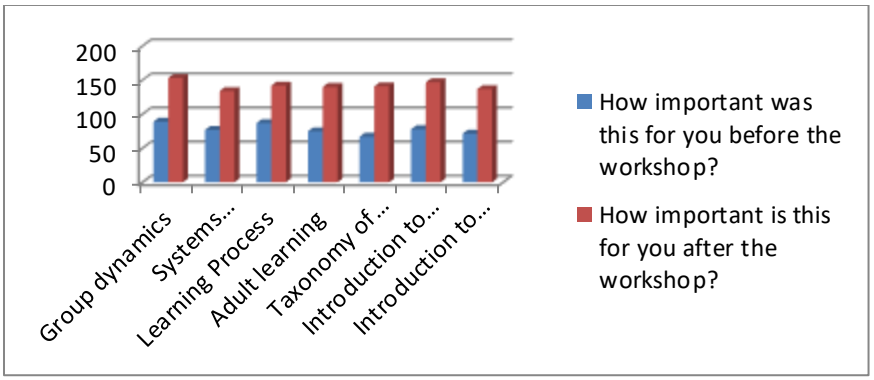

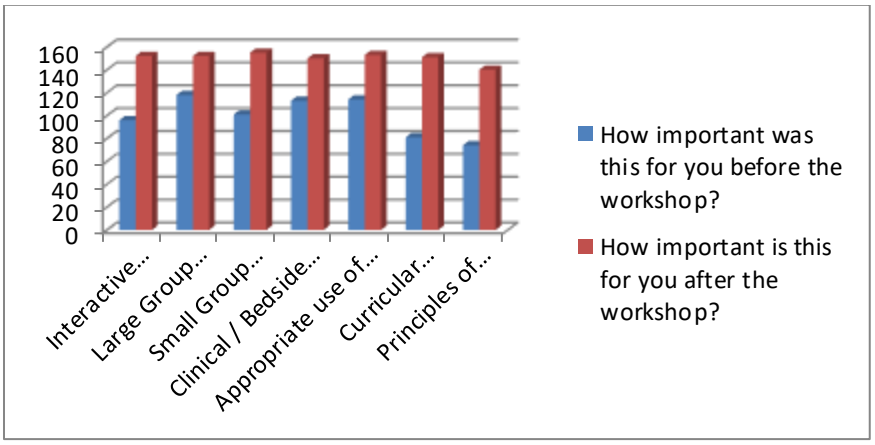

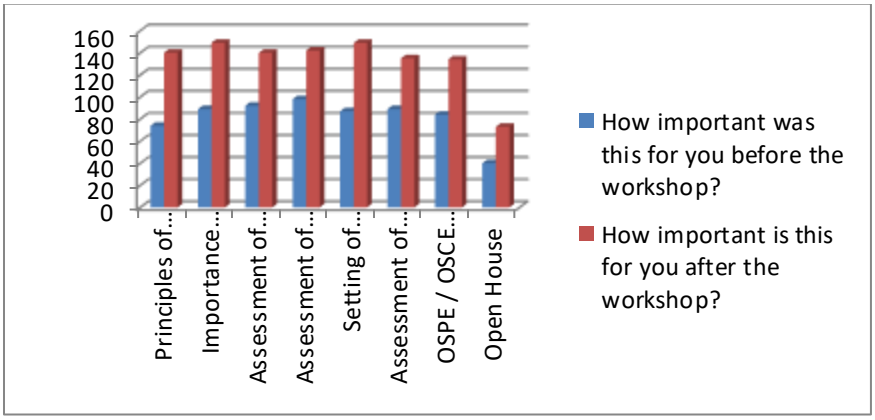

The number on the 'Y' axis reflects the cumulative score of all the participants for each response (before and after the workshop)

2. **BCW-April 2013-Retrospective- Pre evaluation: importance**

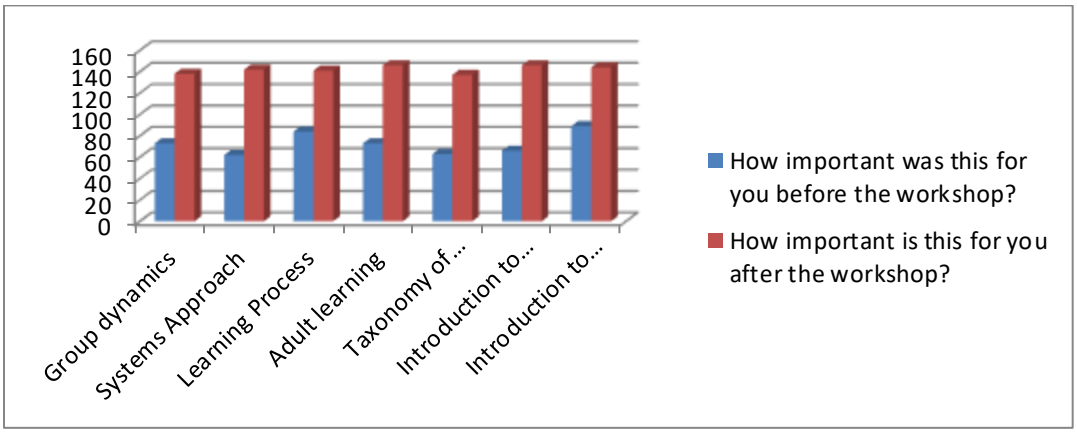

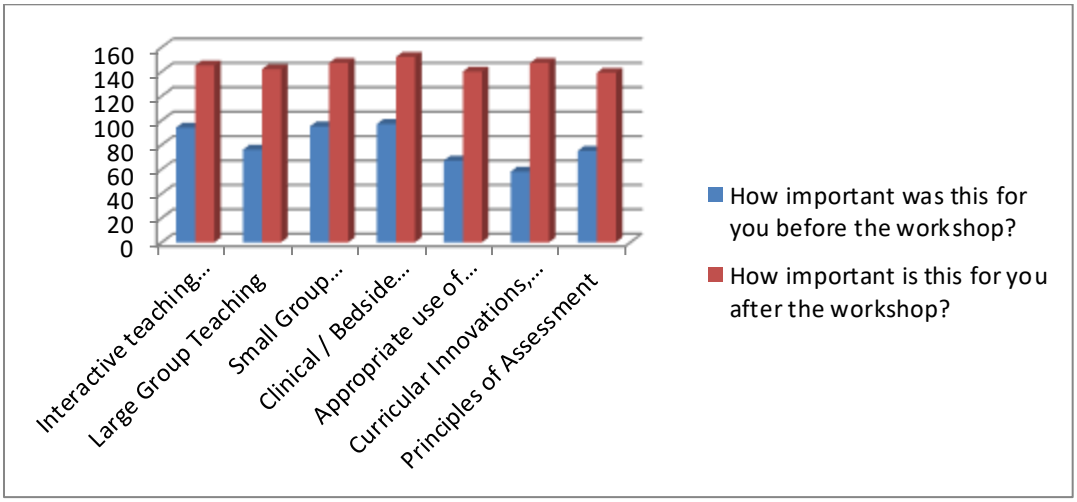

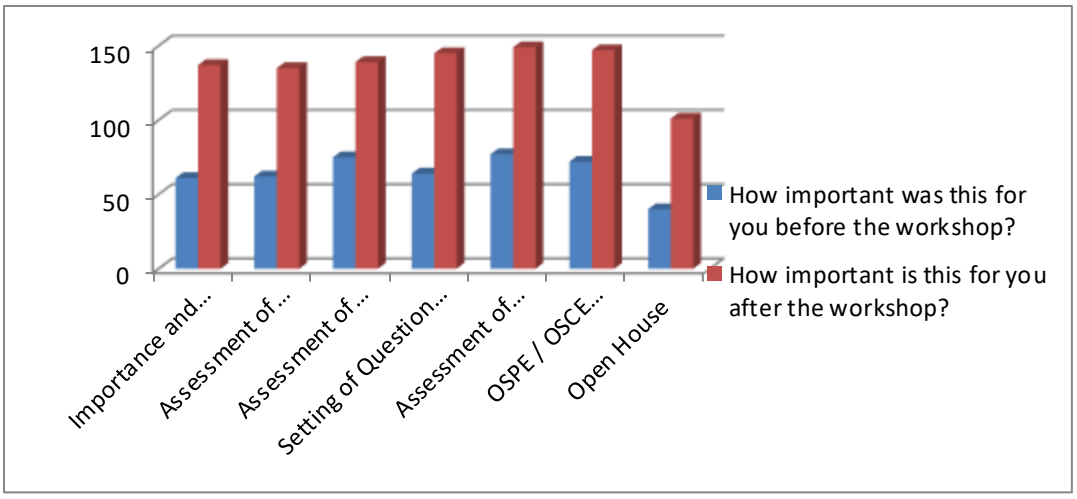

The number on the 'Y' axis reflects the cumulative score of all the participants for each response (before and after the workshop)

3. BCW-July 2013-Retrospective- Pre evaluation: importance

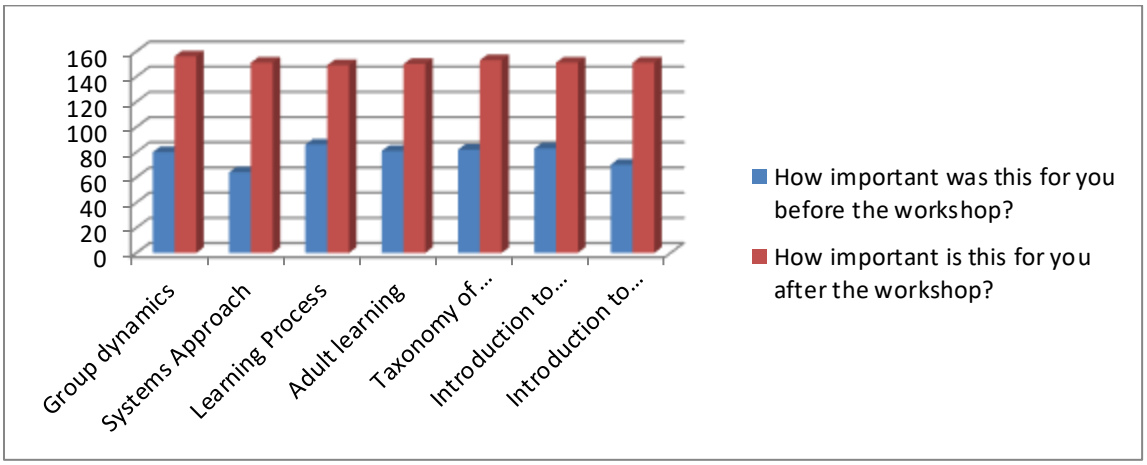

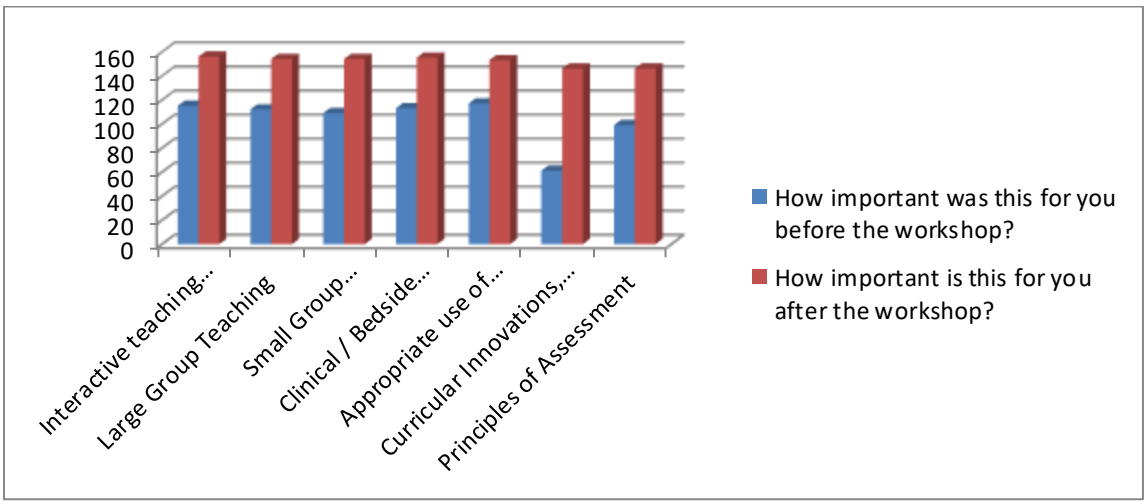

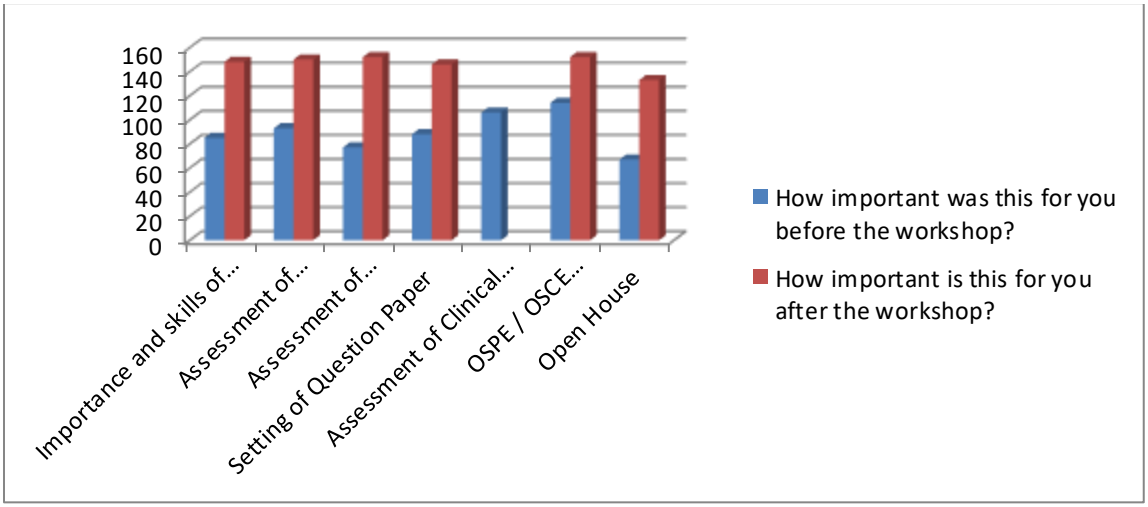

The number on the 'Y' axis reflects the cumulative score of all the participants for each response (before and after the workshop)

4. BCW-Jan 2014-Retrospective- Pre evaluation: importance

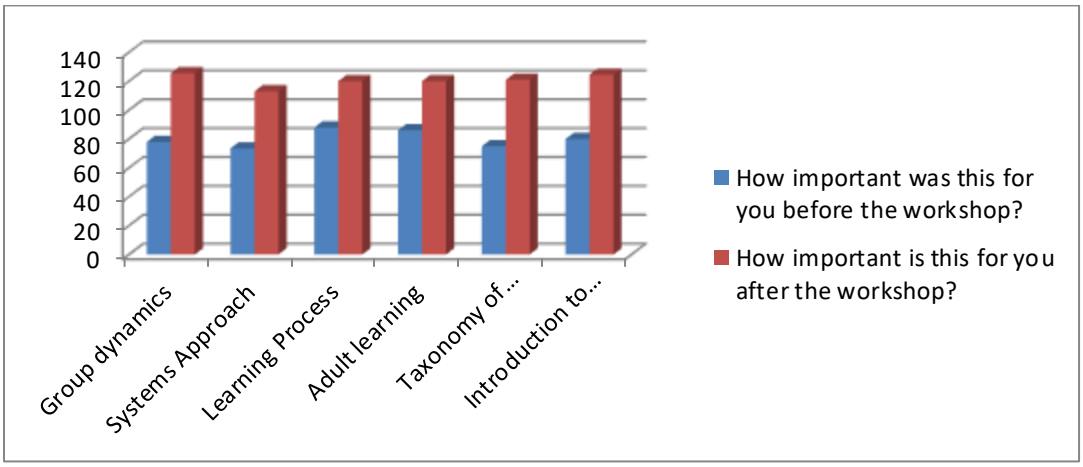

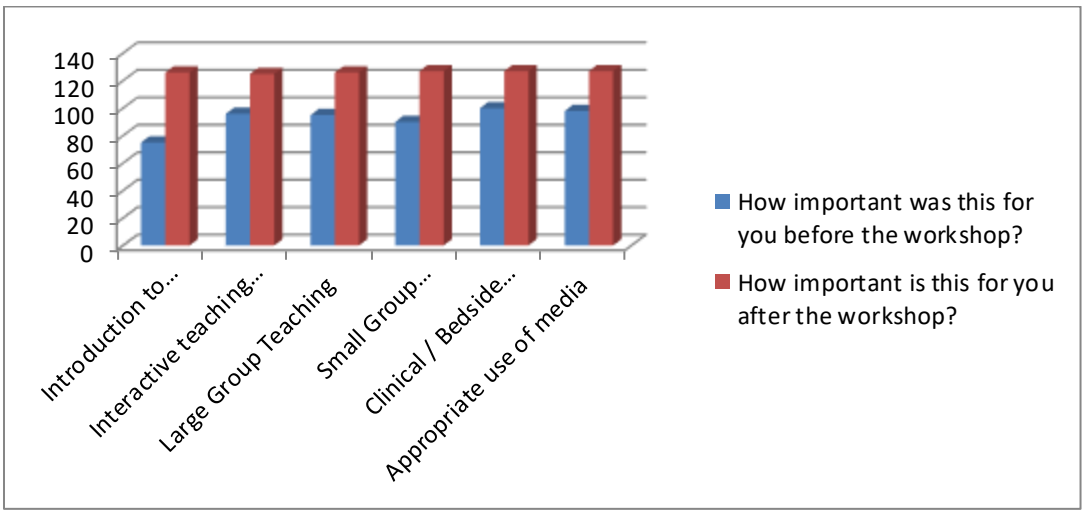

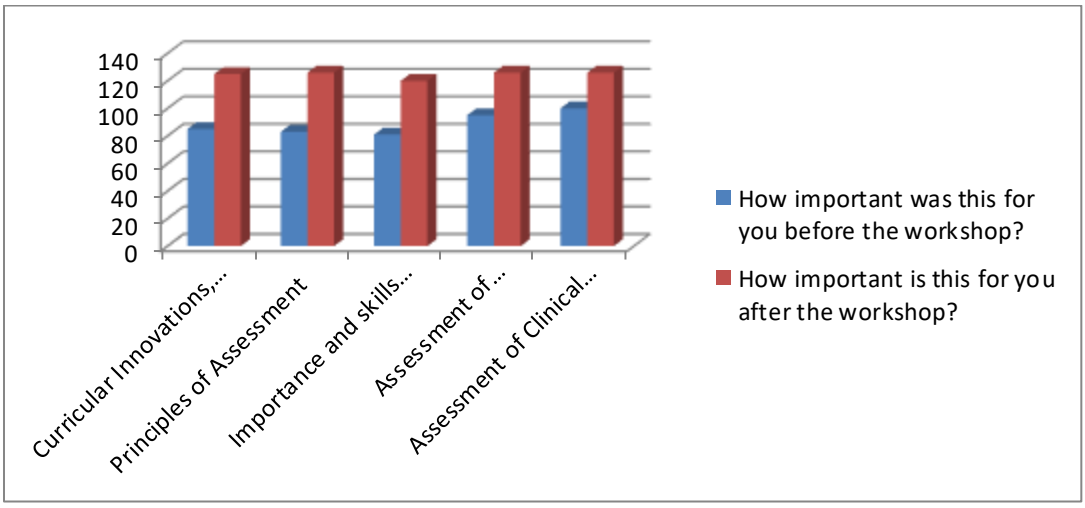

The number on the 'Y' axis reflects the cumulative score of all the participants for each response (before and after the workshop)

5. BCW-March 2014-Retrospective- Pre evaluation: importance

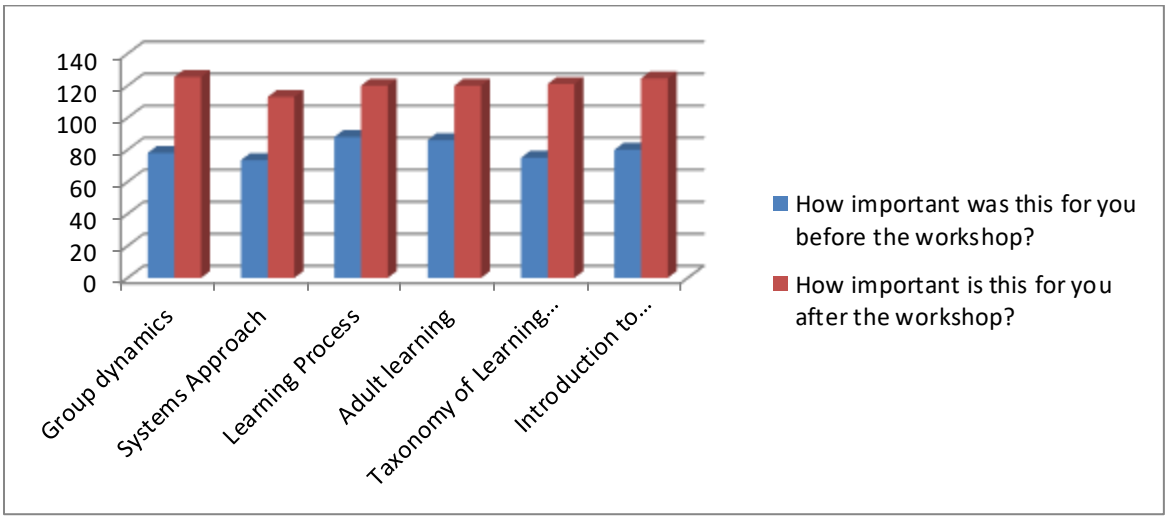

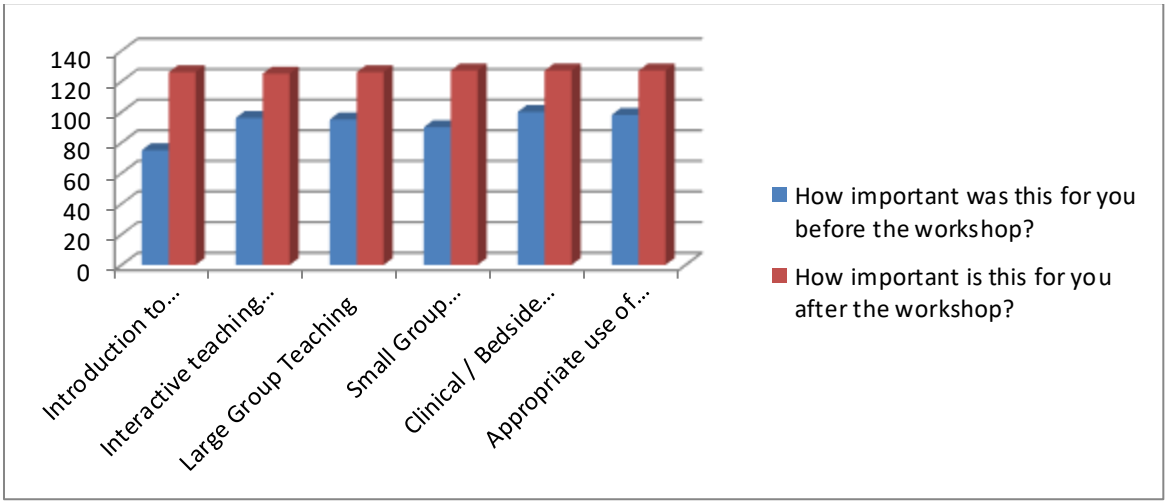

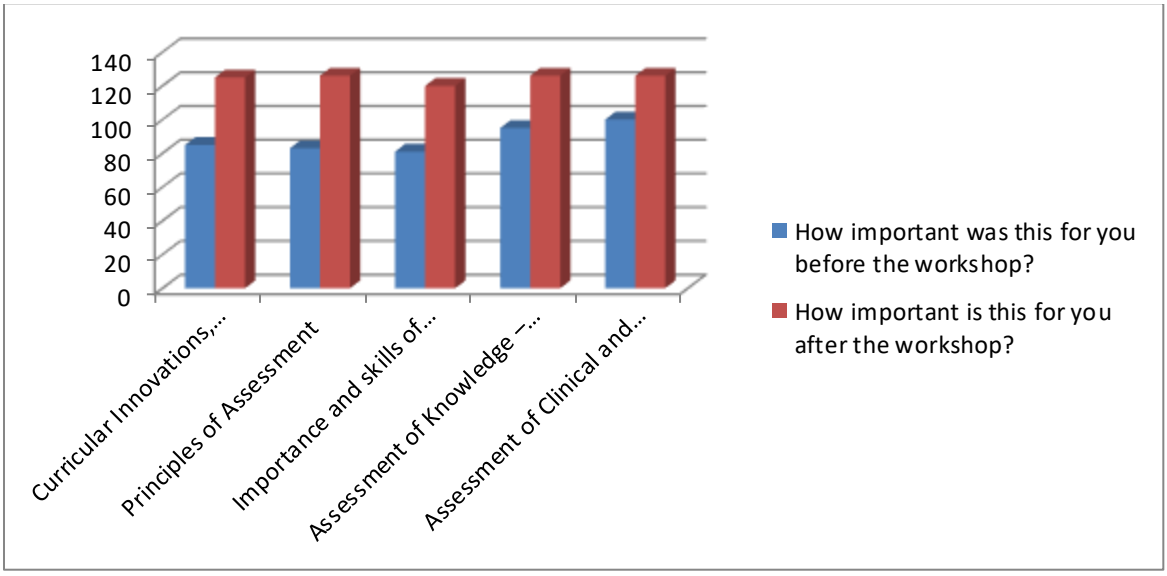

The number on the 'Y' axis reflects the cumulative score of all the participants for each response (before and after the workshop)

6. BCW-April 2014-Retrospective- Pre evaluation: importance

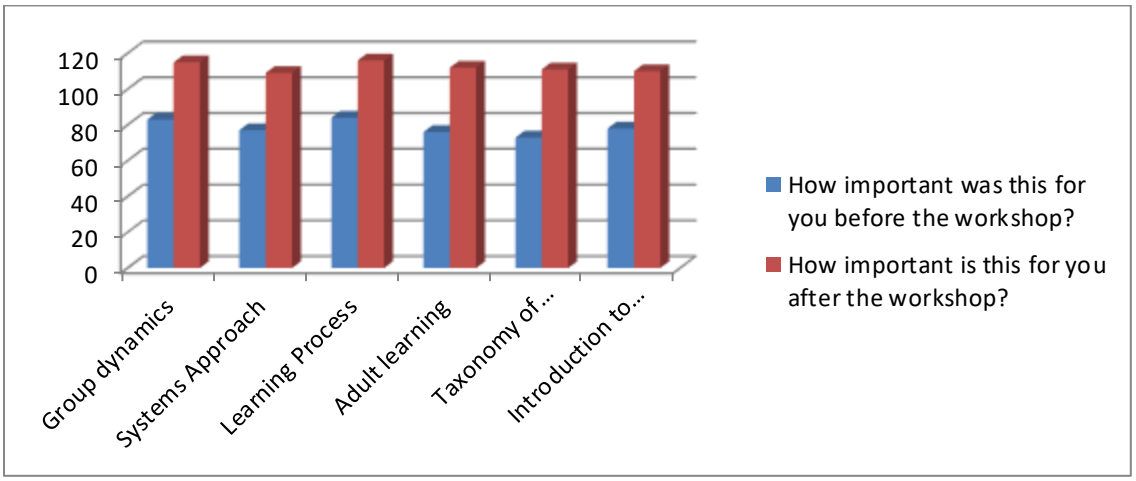

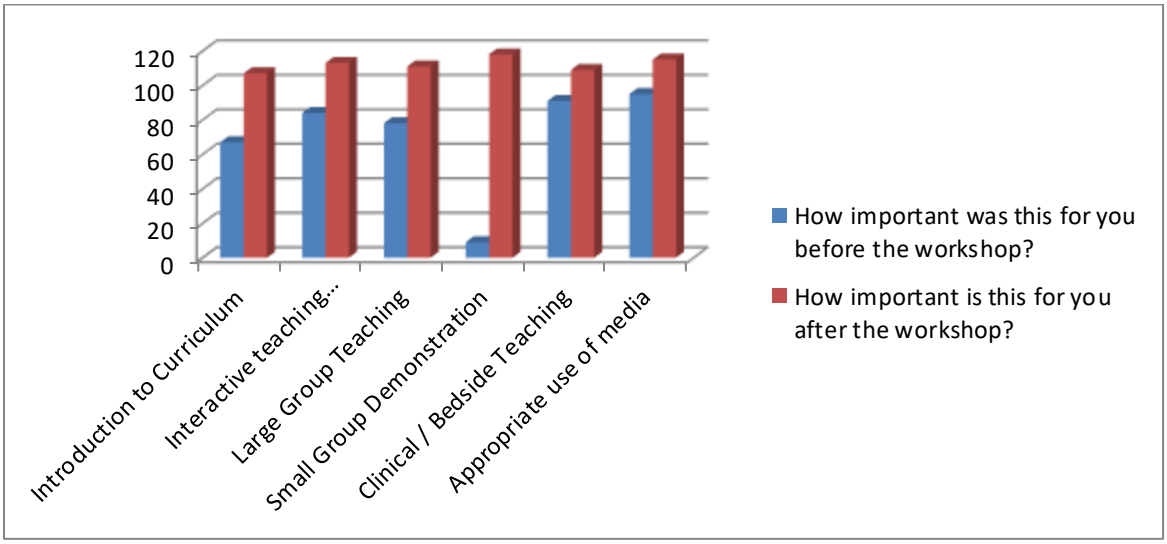

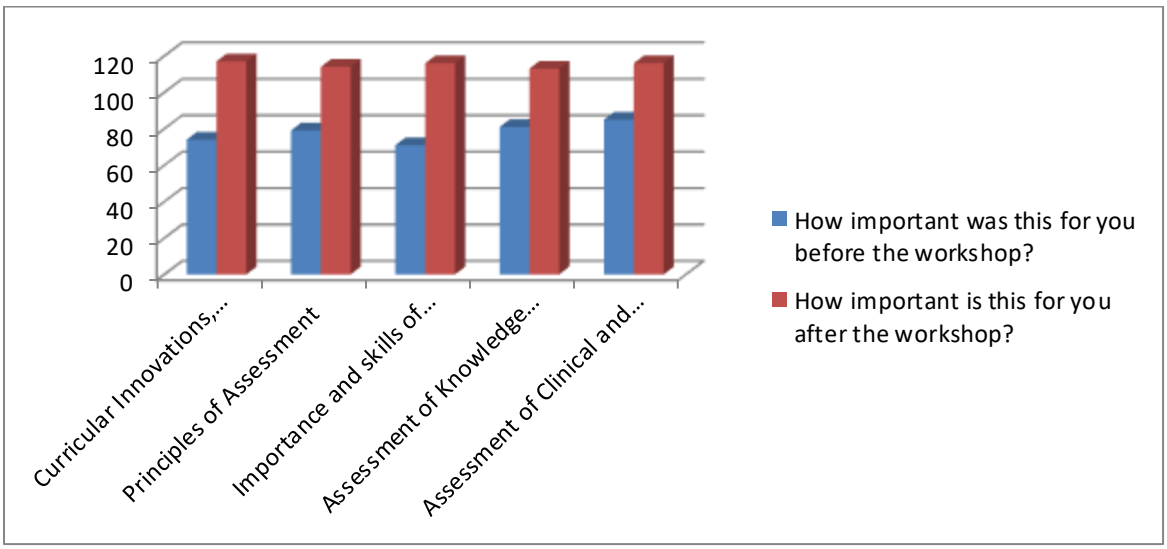

The number on the 'Y' axis reflects the cumulative score of all the participants for each response (before and after the workshop)

7. BCW-July 2014-Retrospective- Pre evaluation: importance

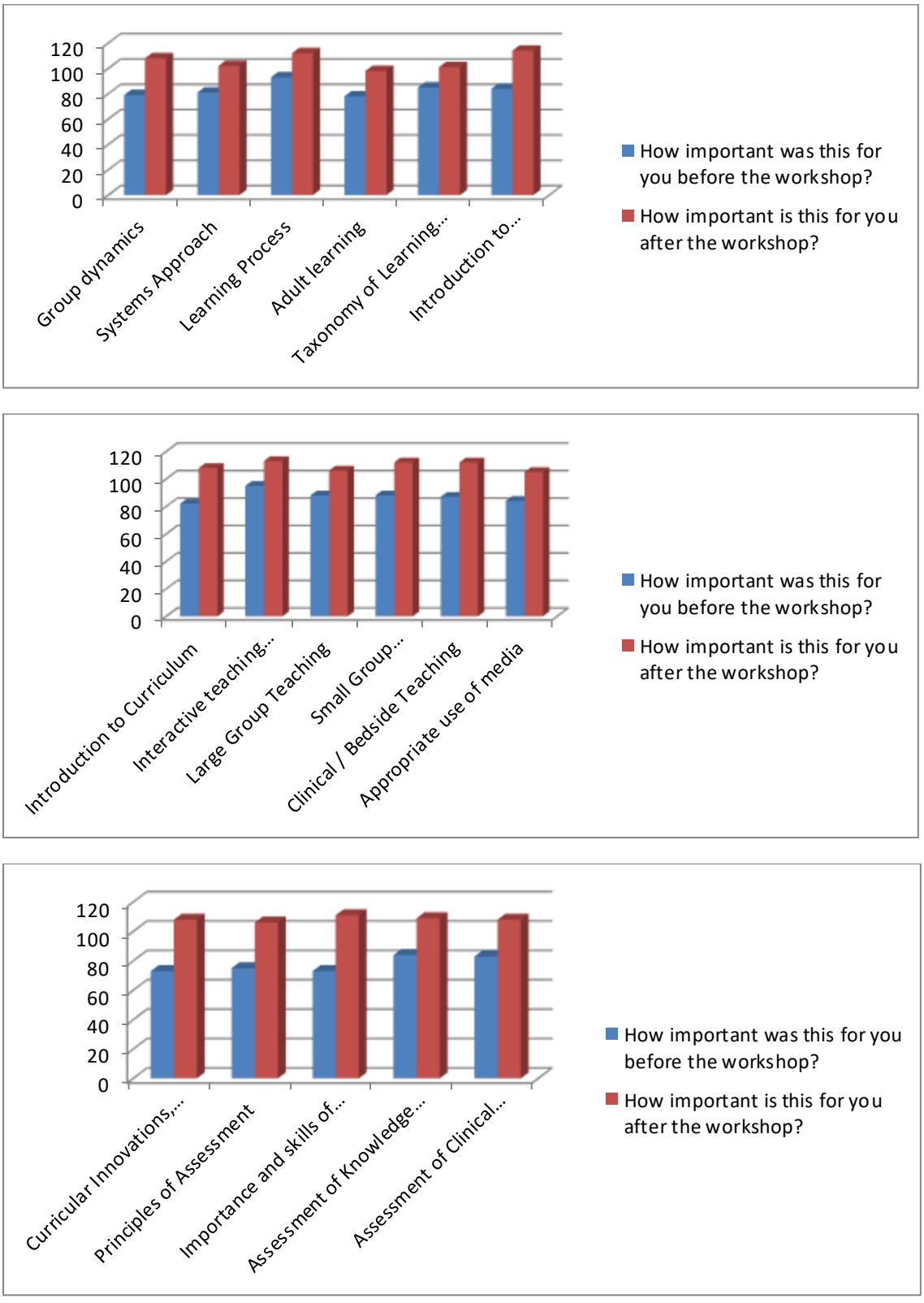

The number on the 'Y' axis reflects the cumulative score of all the participants for each response (before and after the workshop)

8. BCW-October 2014-Retrospective- Pre evaluation: importance

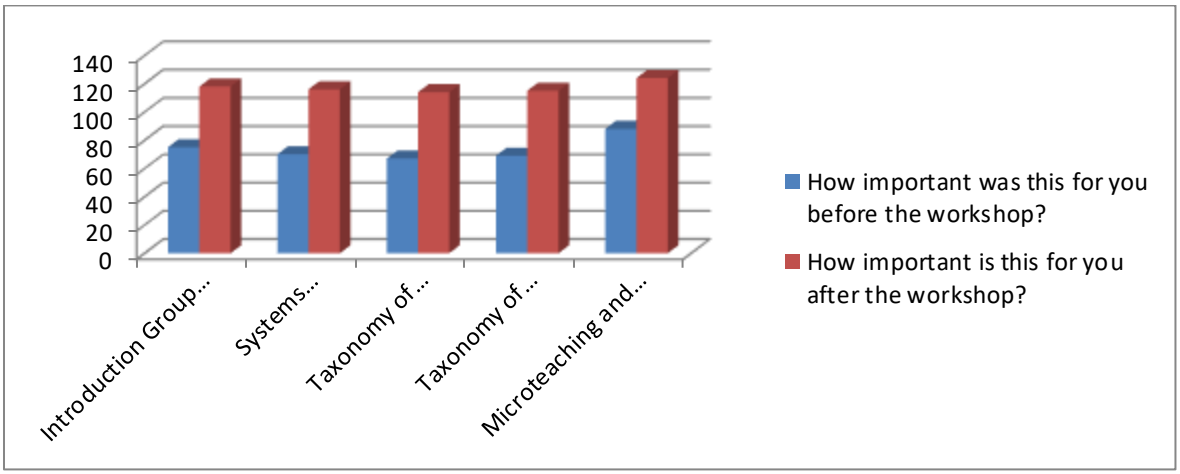

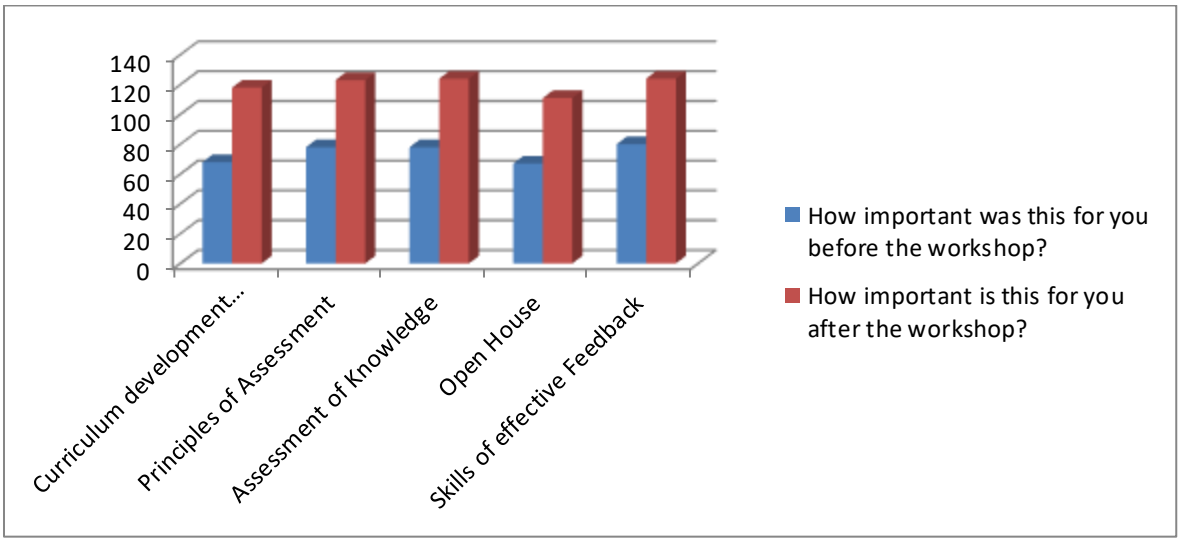

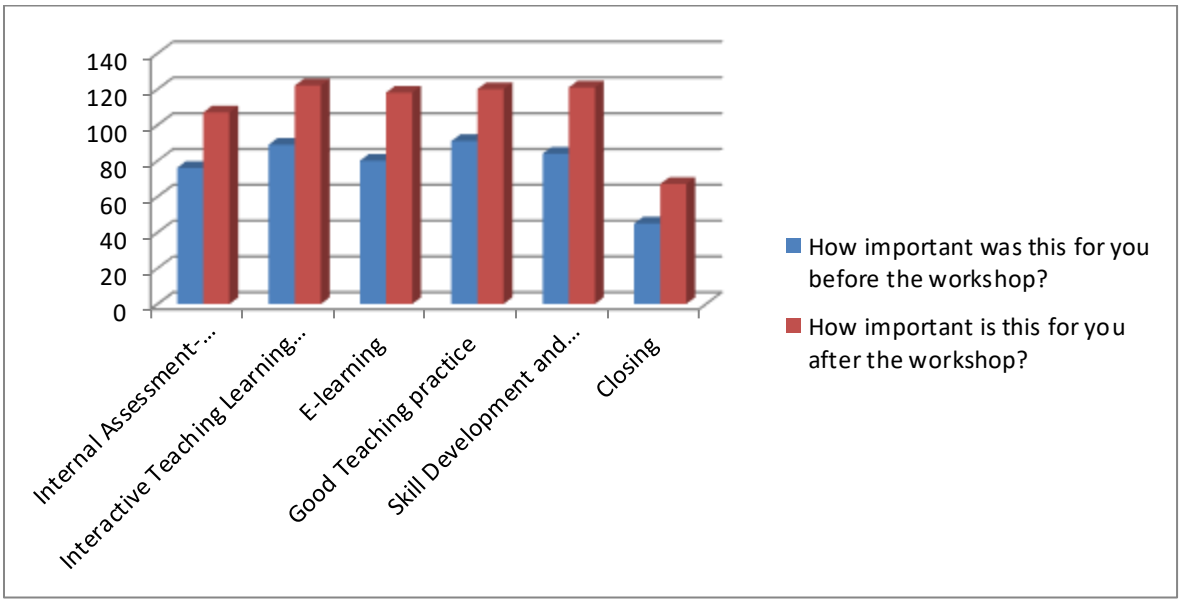

The number on the 'Y' axis reflects the cumulative score of all the participants for each response (before and after the workshop)

9. BCW-January 2015-Retrospective- Pre evaluation: Skills

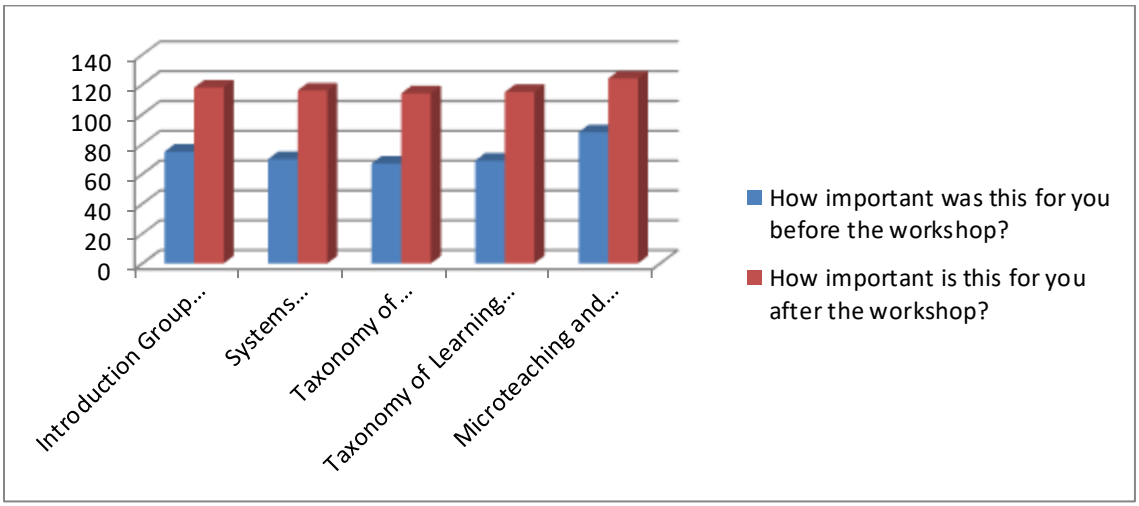

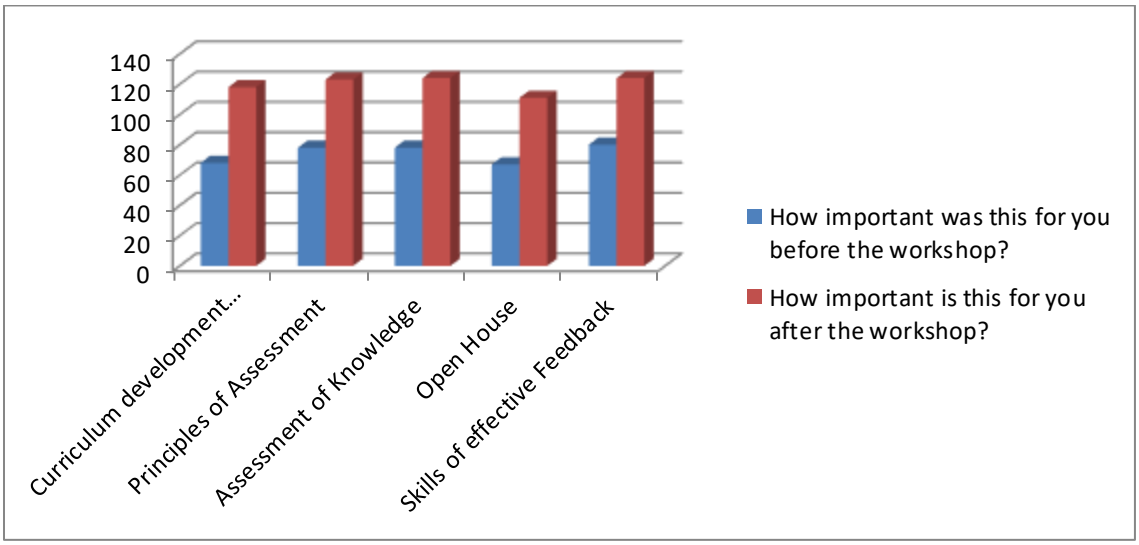

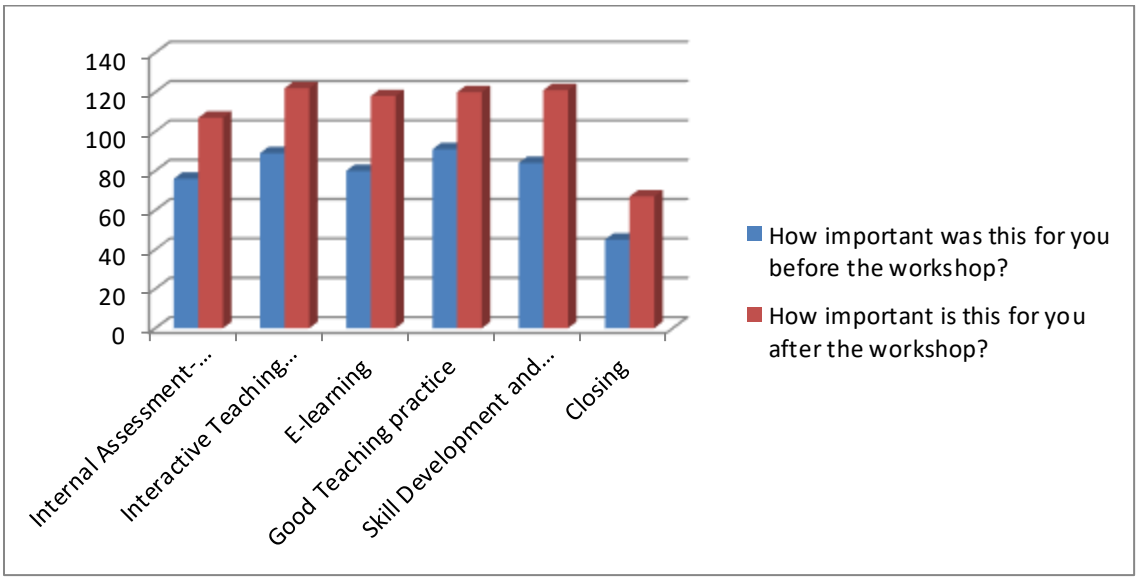

The number on the 'Y' axis reflects the cumulative score of all the participants for each response (before and after the workshop)

10. BCW-April 2015-Retrospective- Pre evaluation: Skills

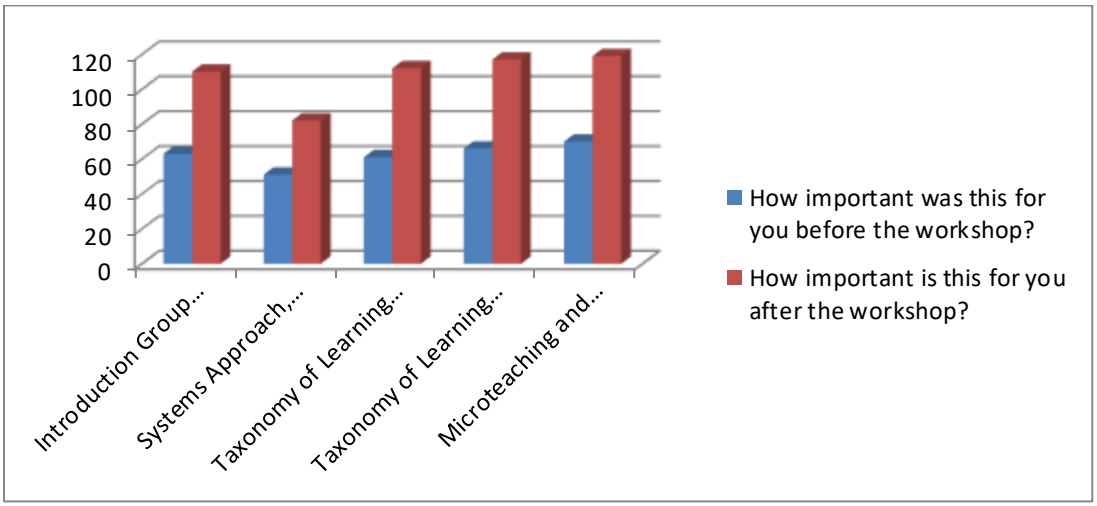

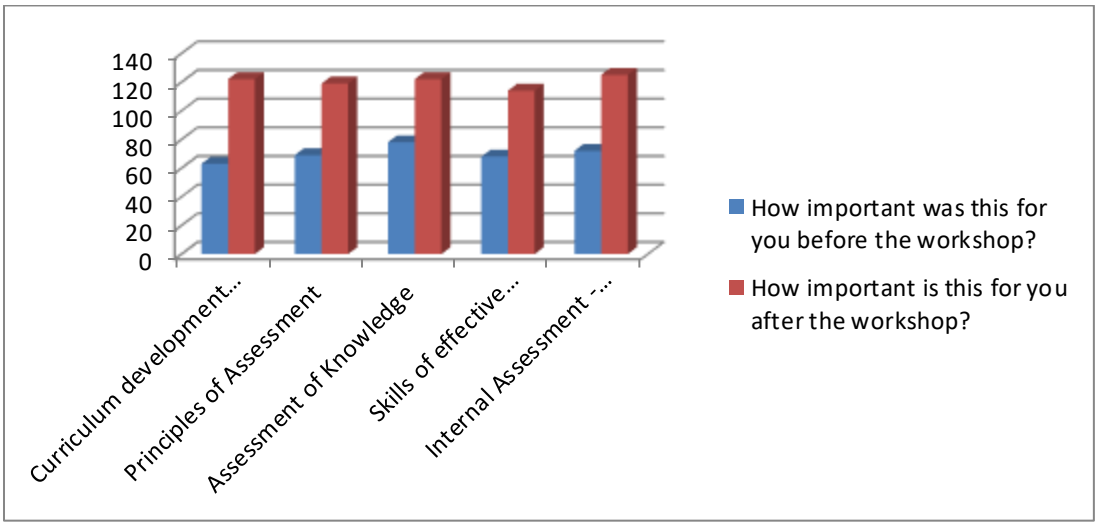

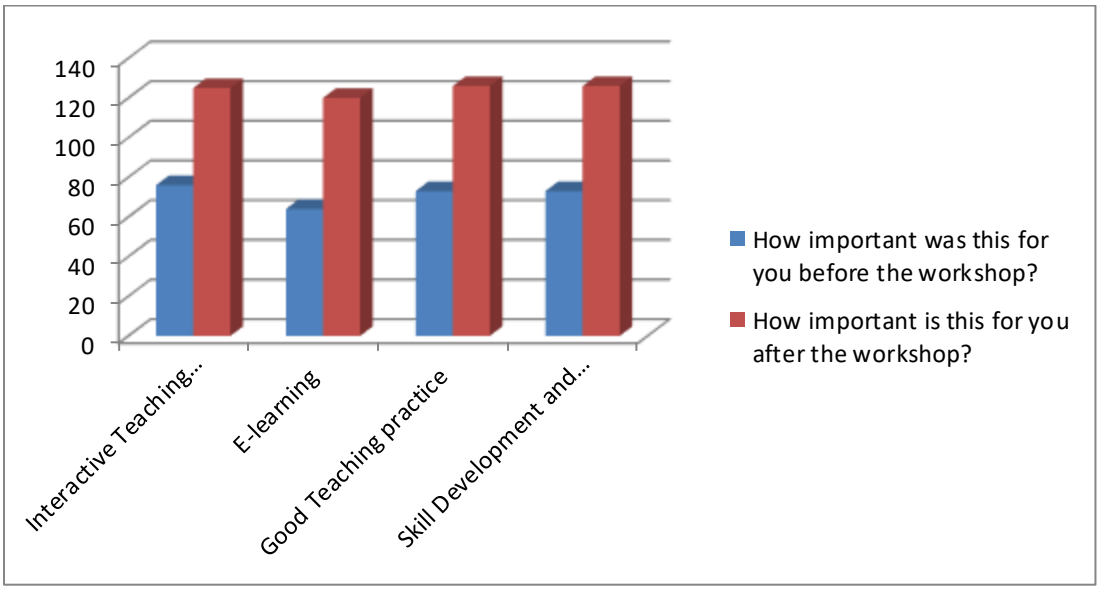

The number on the 'Y' axis reflects the cumulative score of all the participants for each response (before and after the workshop)

11. BCW-September 2015-Retrospective- Pre evaluation: Skills

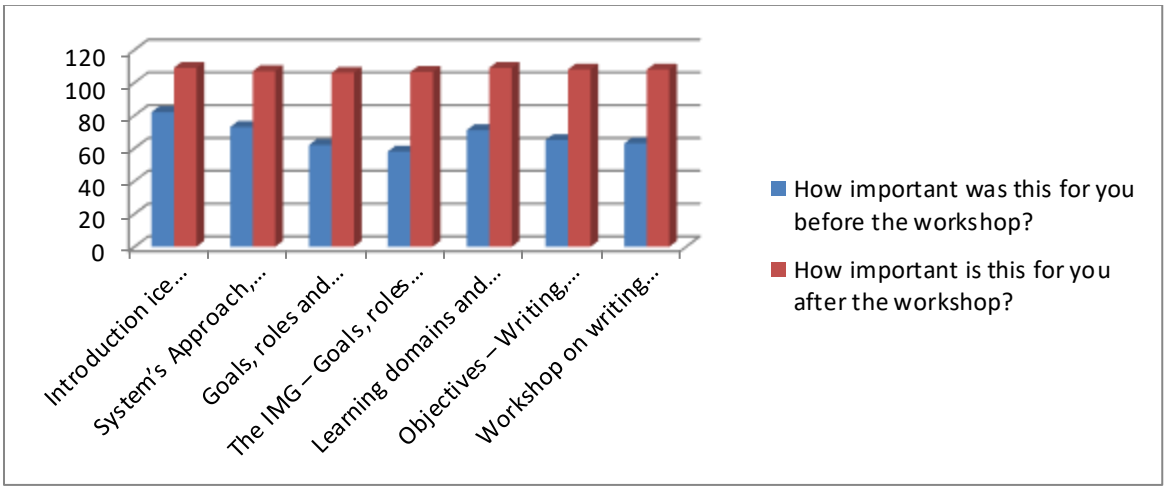

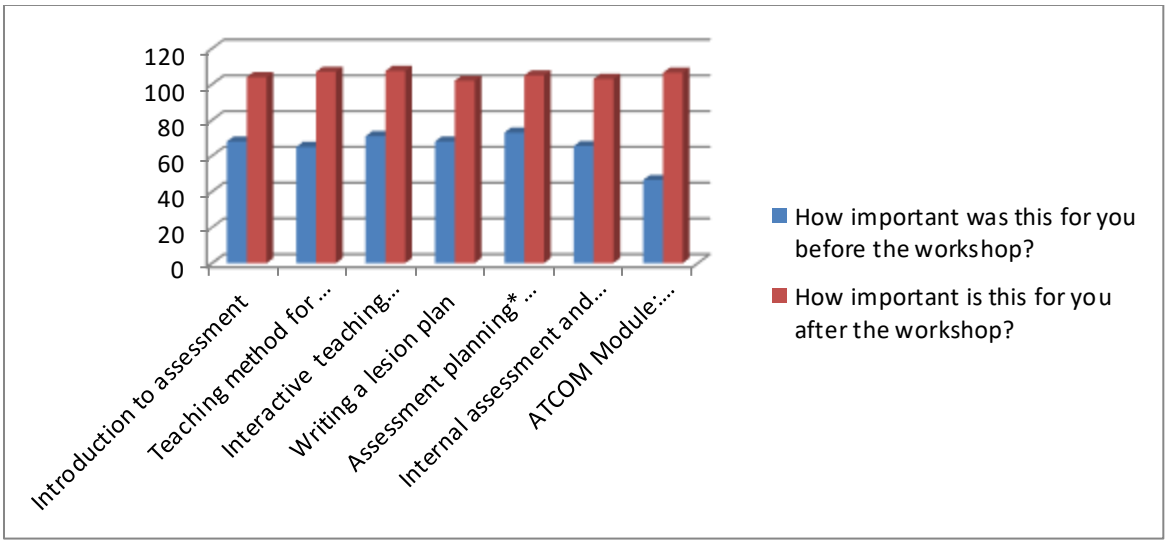

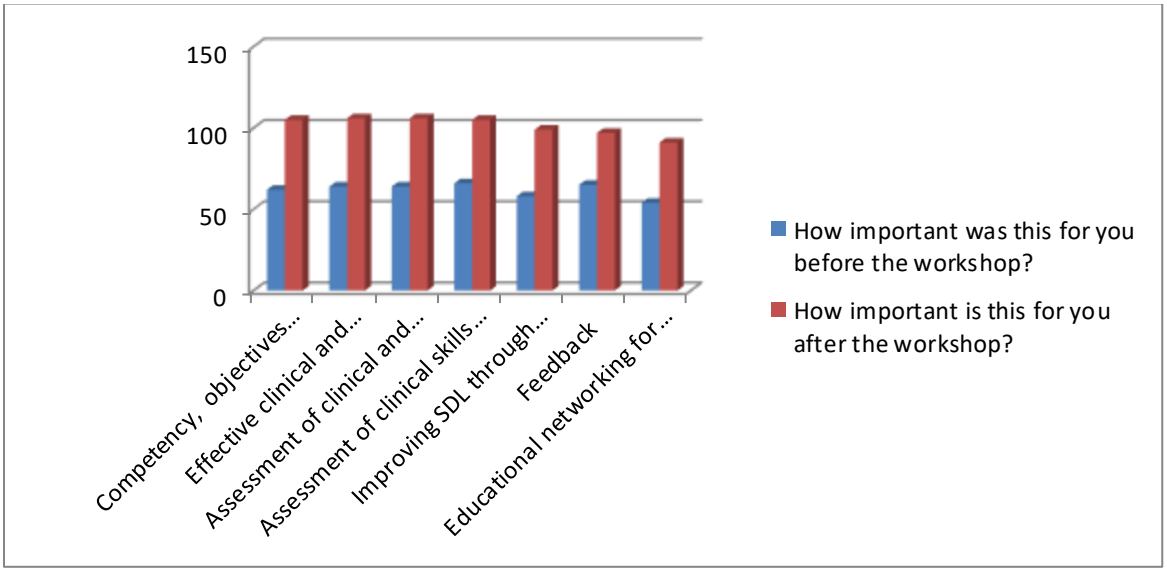

The number on the 'Y' axis reflects the cumulative score of all the participants for each response (before and after the workshop)

12. BCW-November 2015-Retrospective- Pre evaluation: Skills

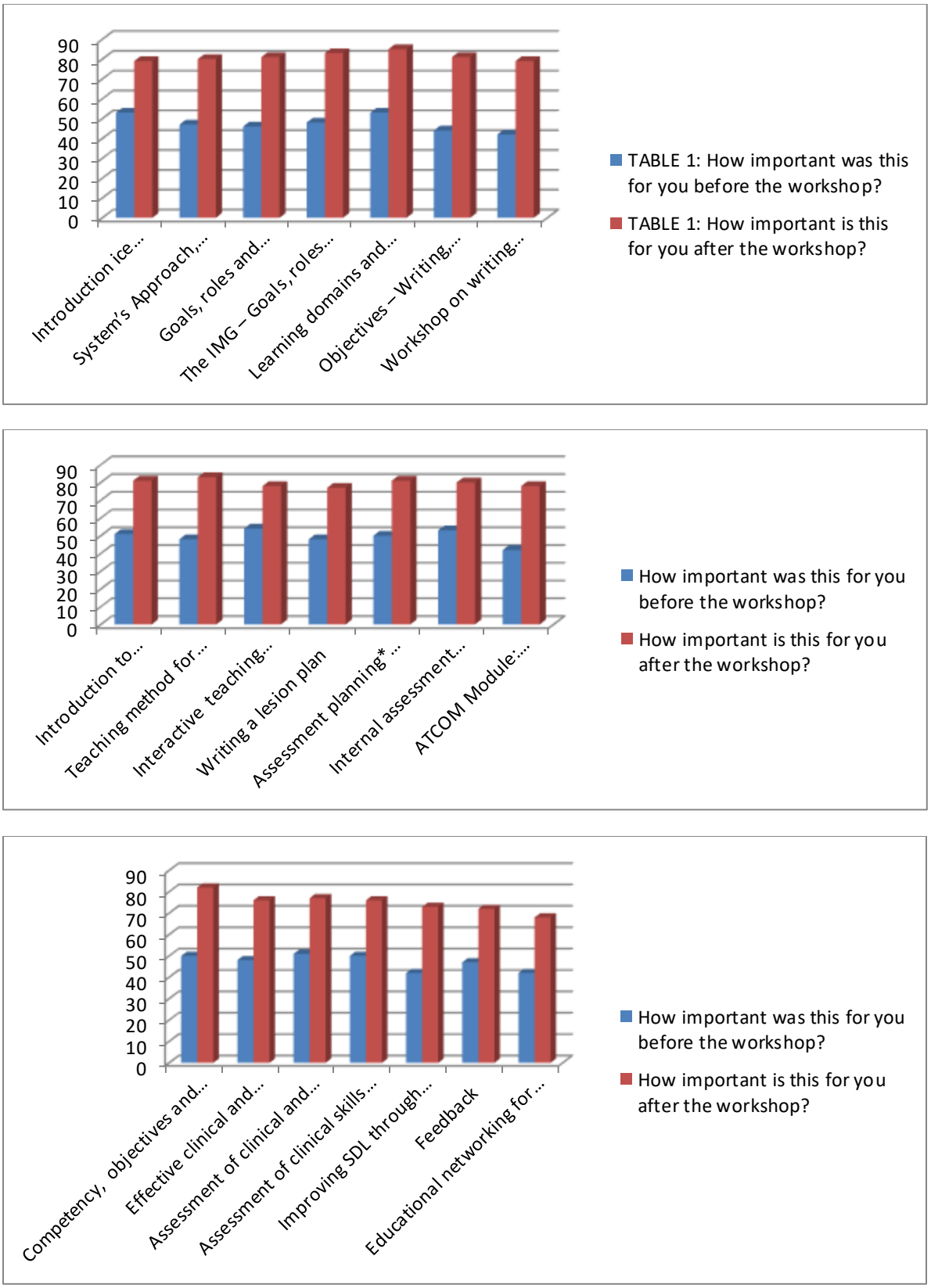

The number on the 'Y' axis reflects the cumulative score of all the partici pants for each response (before and after the workshop)

13. BCW-October 2015-Retrospective- Pre evaluation: Skills

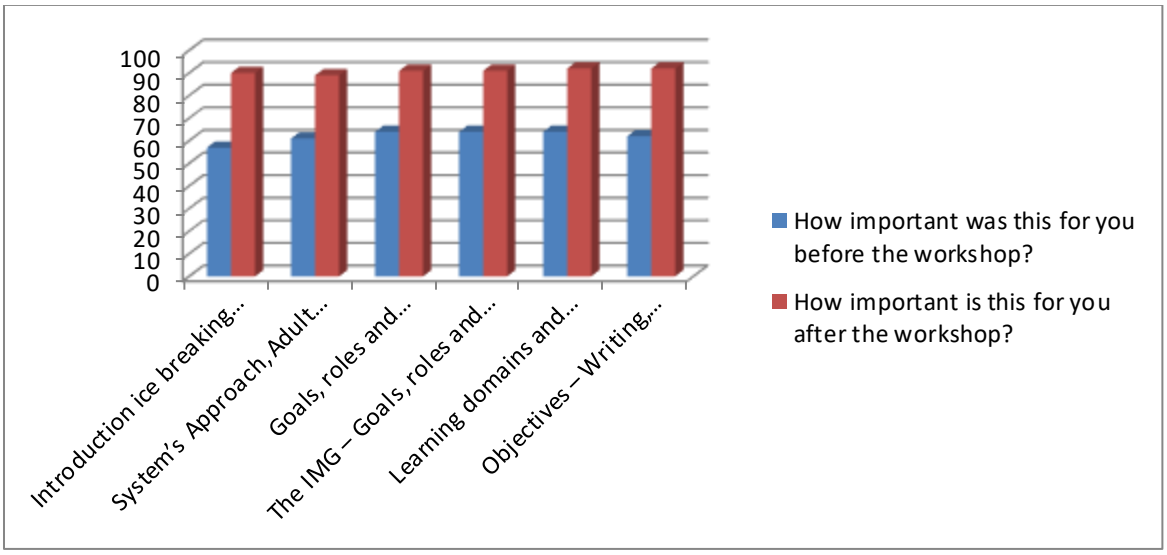

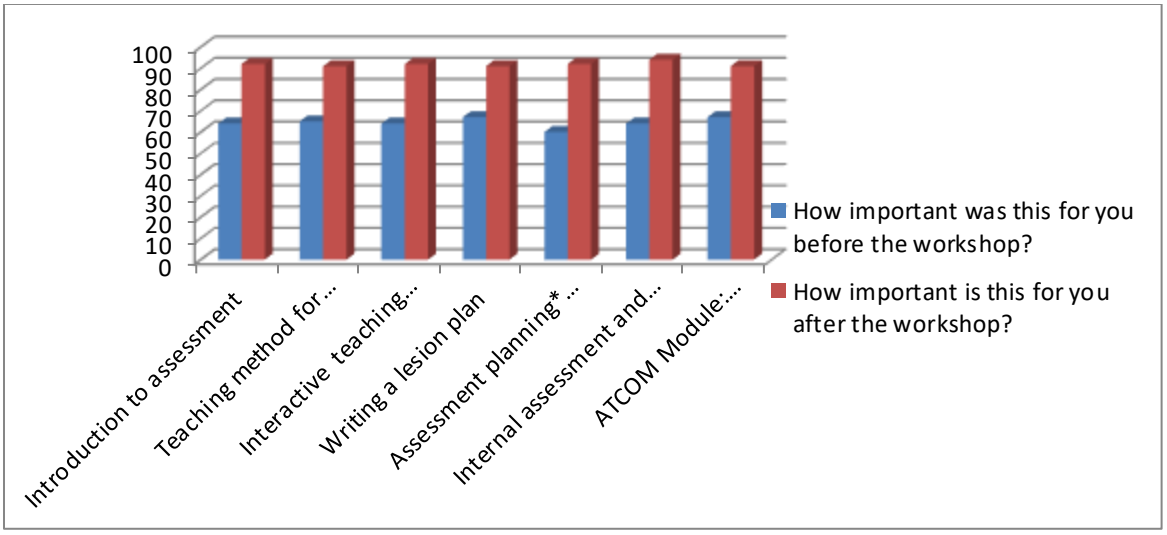

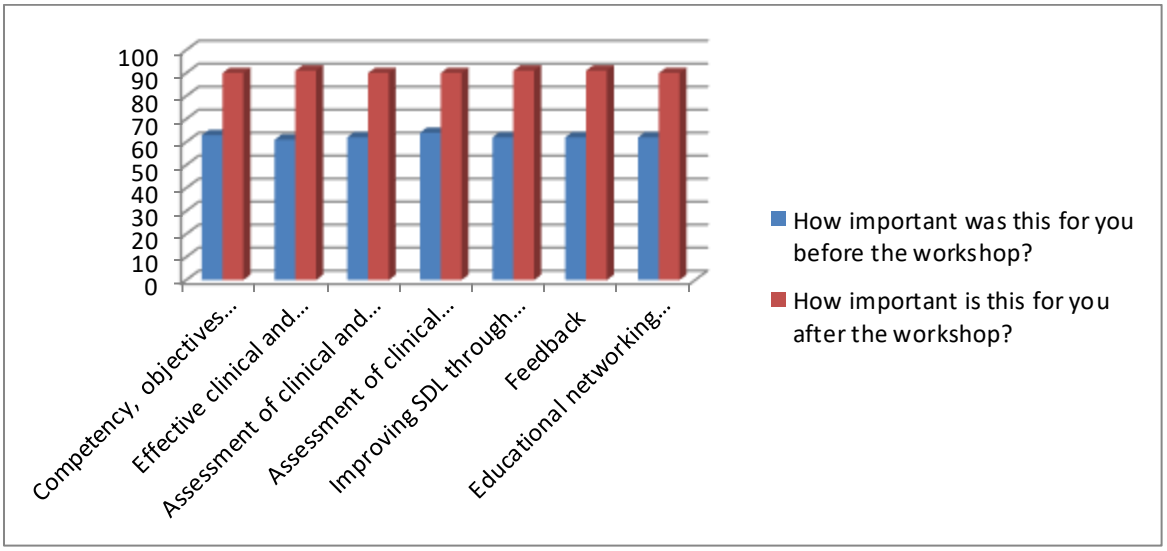

The number on the 'Y' axis reflects the cumulative score of all the participants for each response (before and after the workshop)

14. BCW-January 2016-Retrospective- Pre evaluation: Skills

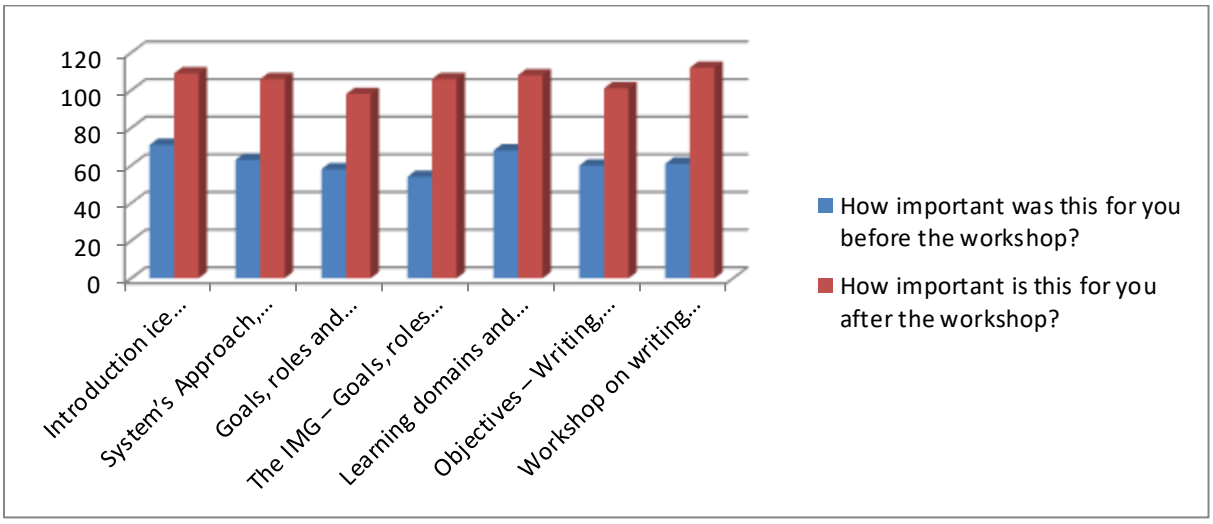

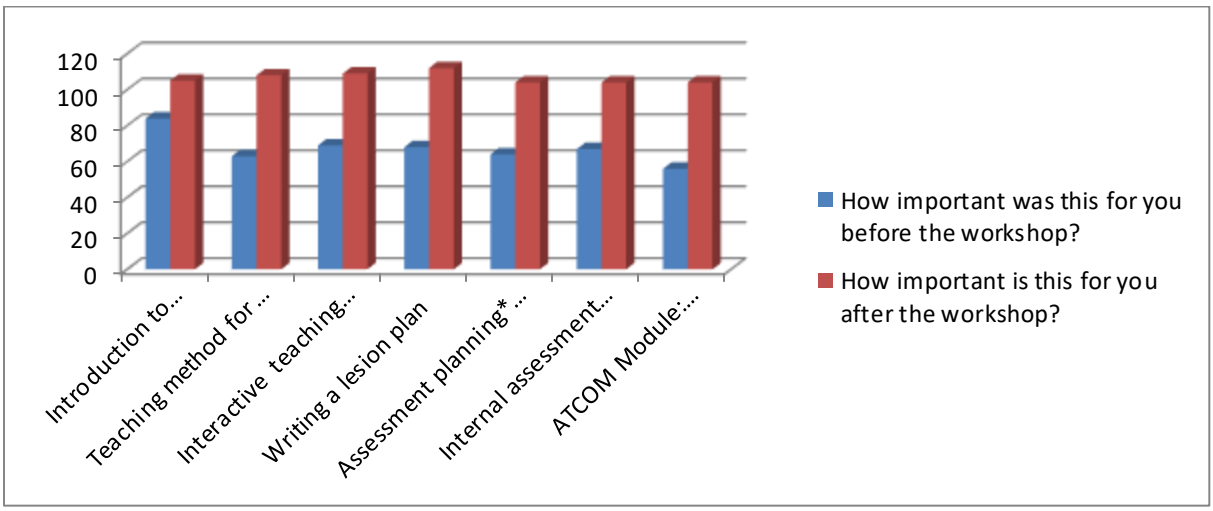

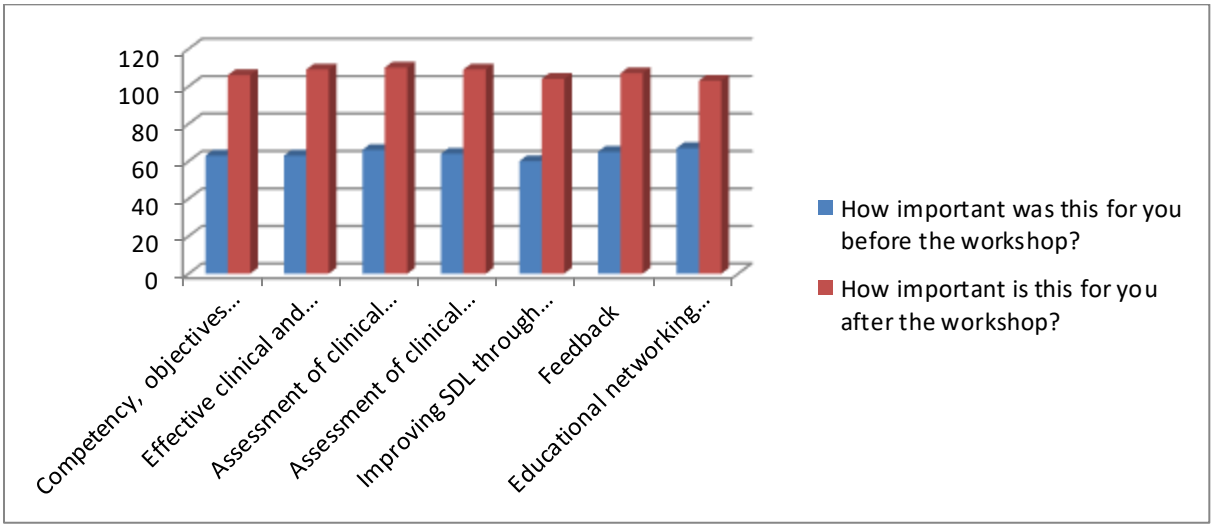

The number on the 'Y' axis reflects the cumulative score of all the participants for each response (before and after the workshop)

15. BCW-July 2016-Retrospective- Pre evaluation: Skills

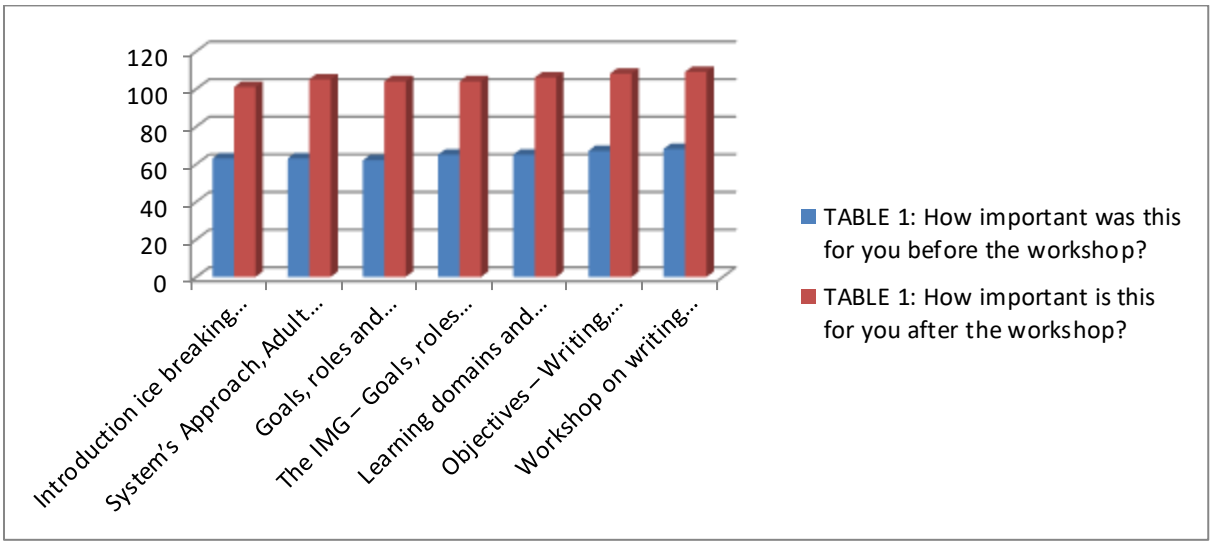

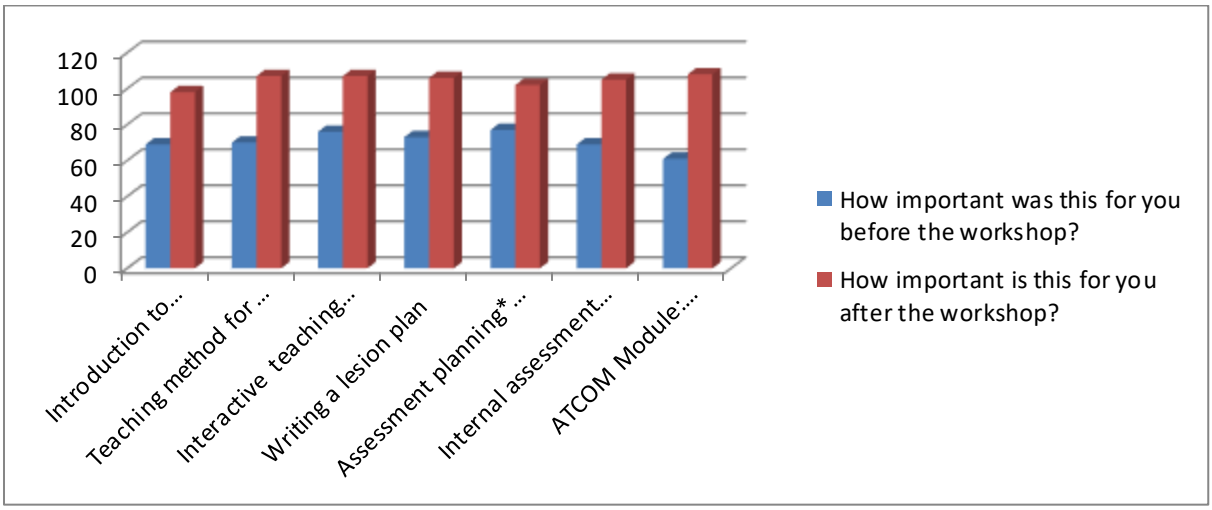

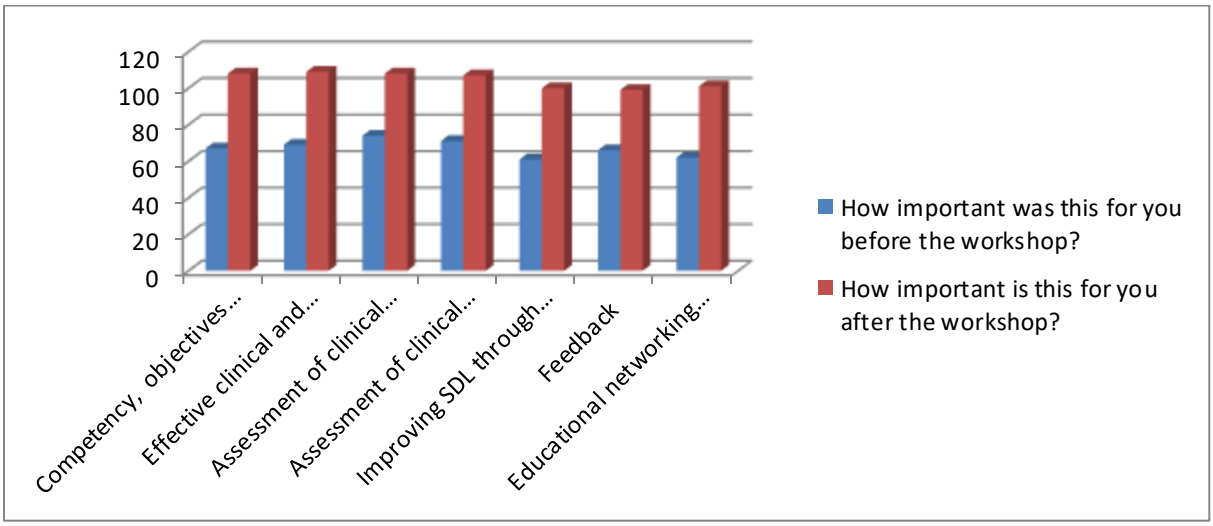

The number on the 'Y' axis reflects the cumulative score of all the participants for each response (before and after the workshop)
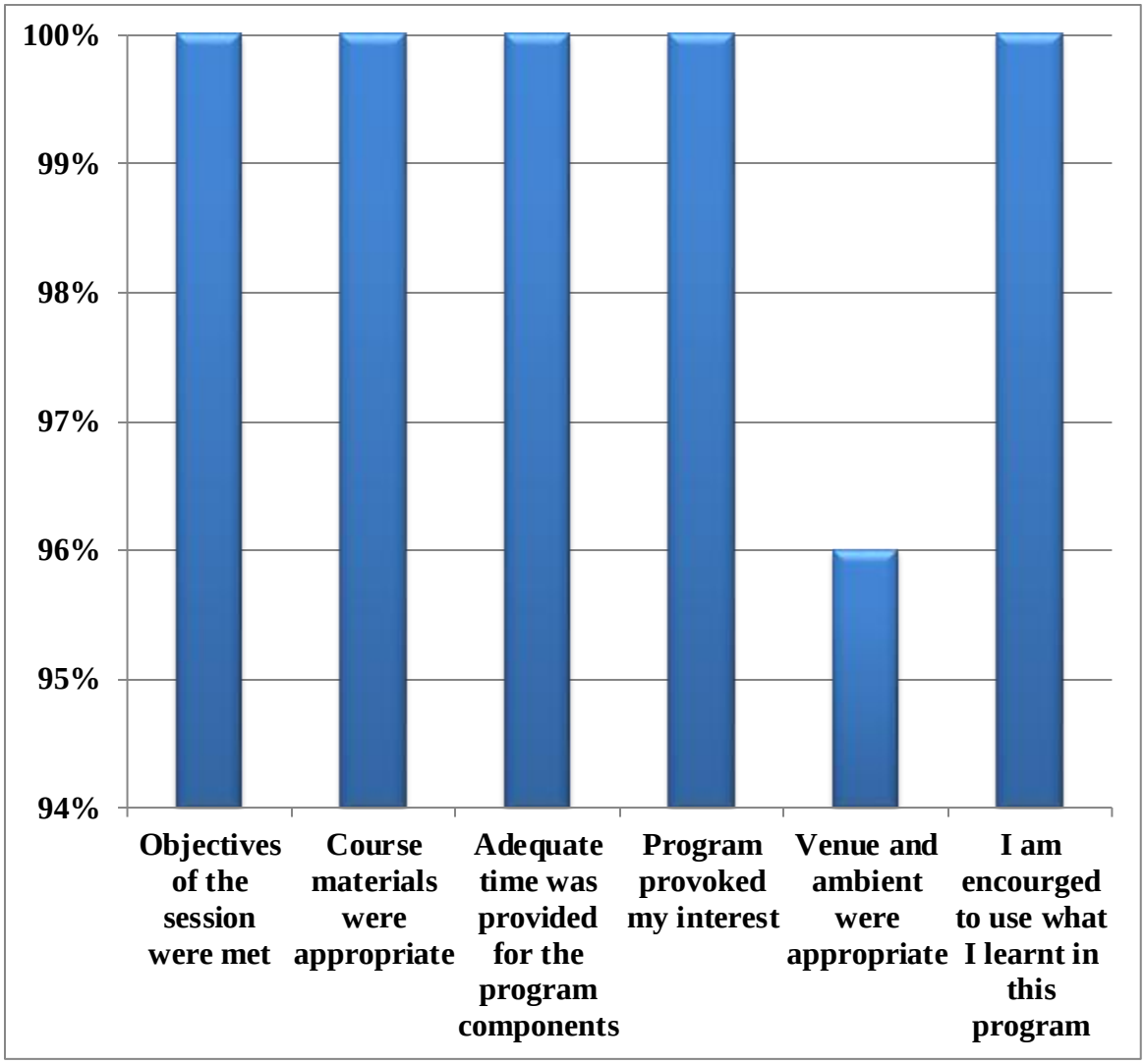
Section C: ATCOM